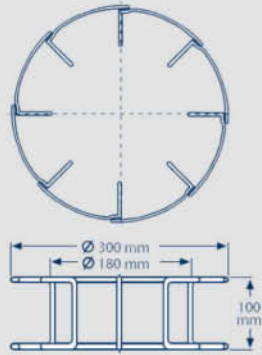


Profi-Wissen

Spulentypen

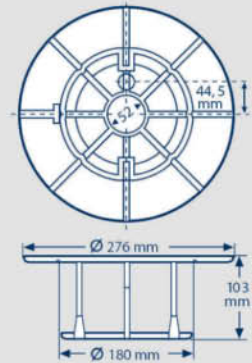
B 300

Material: Stahldraht
 Drahtgewichte: 12,5 / 15 / 18 / 20 kg



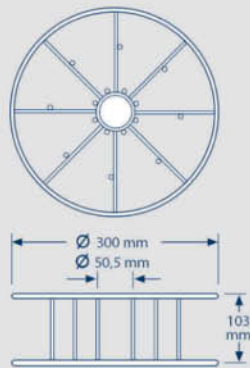
Adapter für B 300

Material: Kunststoff



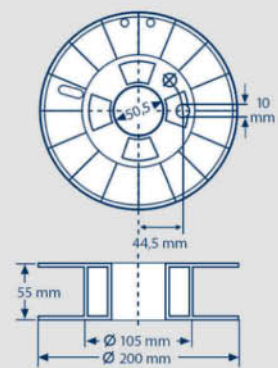
BS 300

Material: Stahldraht, beschichtet
 Drahtgewichte: 12,5 / 15 / 18 kg



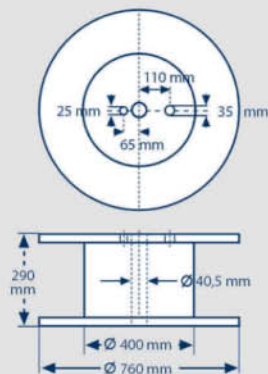
S 200

Material: Kunststoff
 Drahtgewicht: 5 kg



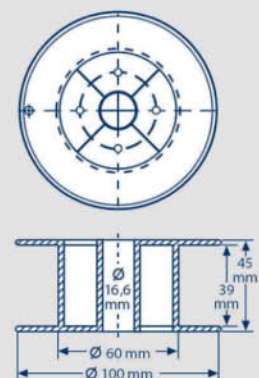
S 760

Material: Holz, Stahlblech
 Drahtgewichte: 250 / 300 kg



S 100

Material: Kunststoff
 Drahtgewicht: 0,7 kg



S 300 auf Anfrage